



ಬೃಹತ್ ಬೆಂಗಳೂರು ಮಹಾನಗರ ಪಾಲಿಕೆ  
Bruhat Bengaluru Mahanagara Palike



# BBMP COVID-19 WAR ROOM 04.01.2023

BBMP / COVID-19 WAR ROOM / BULLETIN – 1017/ 04.01.2023 / #BBMPfightsCOVID19



# OVERVIEW OF COVID-19 IN BENGALURU

**CASE TRENDS** ACTIVE CASES **266**

Confirmed Cases

**24**

18,76,864#

Recovered Cases

**17**

18,59,607#

Death Cases

**0**

16,991#



**HOSPITALIZATION**

**3**

ICU – V

-

ICU

-

HDU

-

General

**3**

INCLUDES GOVT. QUOTA AND PRIVATE WALK-IN HOSPITALIZATION



**VACCINATION**

**1,905**

2,05,31,143#

First Dose

**150**

96,82,485#

Second Dose

**175**

94,87,170#

Precaution Dose

**1,580**

13,61,488#



**TRIAGING**

MTU

**4**

Tele Triage

**18**



**ACTIVE CZs**

**0**

MCZs (< 5 cases)

**0**

Clusters (> 5 cases)

**0**



**TESTING**

**5,344**

3,20,55,427#

Positivity :0.56%

\*FOR LAST 7 DAYS

RAT

**1,451**

RTPCR

**3,893**

# : indicates cumulative numbers till date



# ABSTRACT OF COVID-19 SCENARIO IN BENGALURU


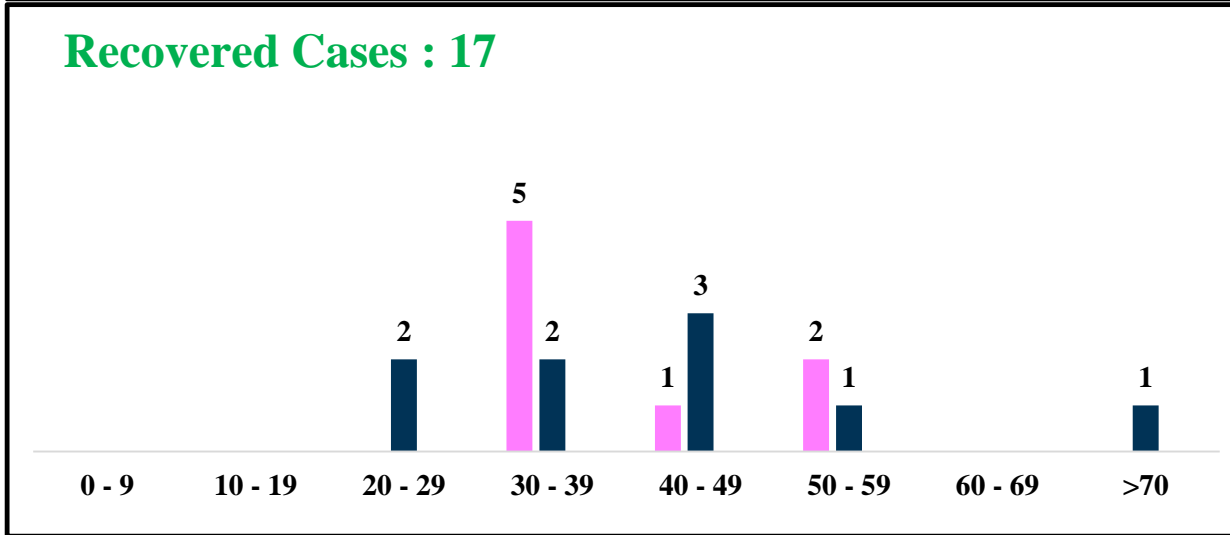
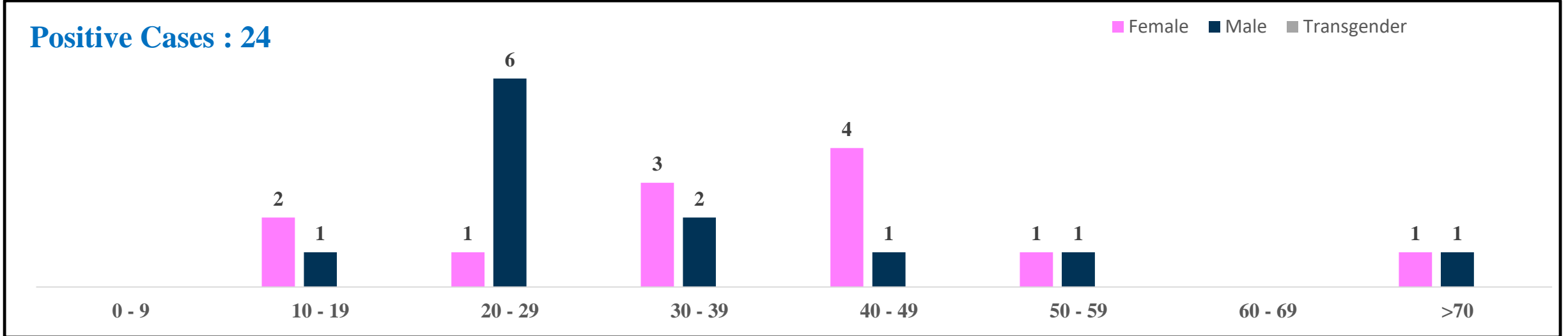


	MALE			FEMALE			TRANSGENDER			TOTAL		
	Last 24 Hours	Last 7 Days	Cumulative	Last 24 Hours	Last 7 Days	Cumulative	Last 24 Hours	Last 7 Days	Cumulative	Last 24 Hours	Last 7 Days	Cumulative
<b>Positive Cases</b>	12	118	11,06,708	12	78	7,69,960	0	0	196	24	196	18,76,864
<b>Recovered Cases</b>	9	127	10,94,224	8	86	7,64,253	0	0	187	17	213	18,59,607
<b>Death Cases</b>	0	0	10,761	0	0	6,226	0	0	4	0	0	16,991
<b>Total Tests Done</b>	<b>In Last 24 hrs. : 5,344</b>			<b>In last 7 days : 35,081</b>			<b>Cumulative : 3,20,55,427</b>					
<b>Vaccine Doses Administered</b>	<b>In Last 24 hrs. : 1,905</b>			<b>In last 7 days : 16,464</b>			<b>Cumulative : 2,05,31,143</b>					
<b>ACTIVE CASES</b>							<b>266</b>					

\*Covid deaths occurred today : 00 | Covid deaths occurred beyond last 24hrs., reported today : 00



# LAST 24 HOURS AGE GROUP AND GENDER WISE DISTRIBUTION

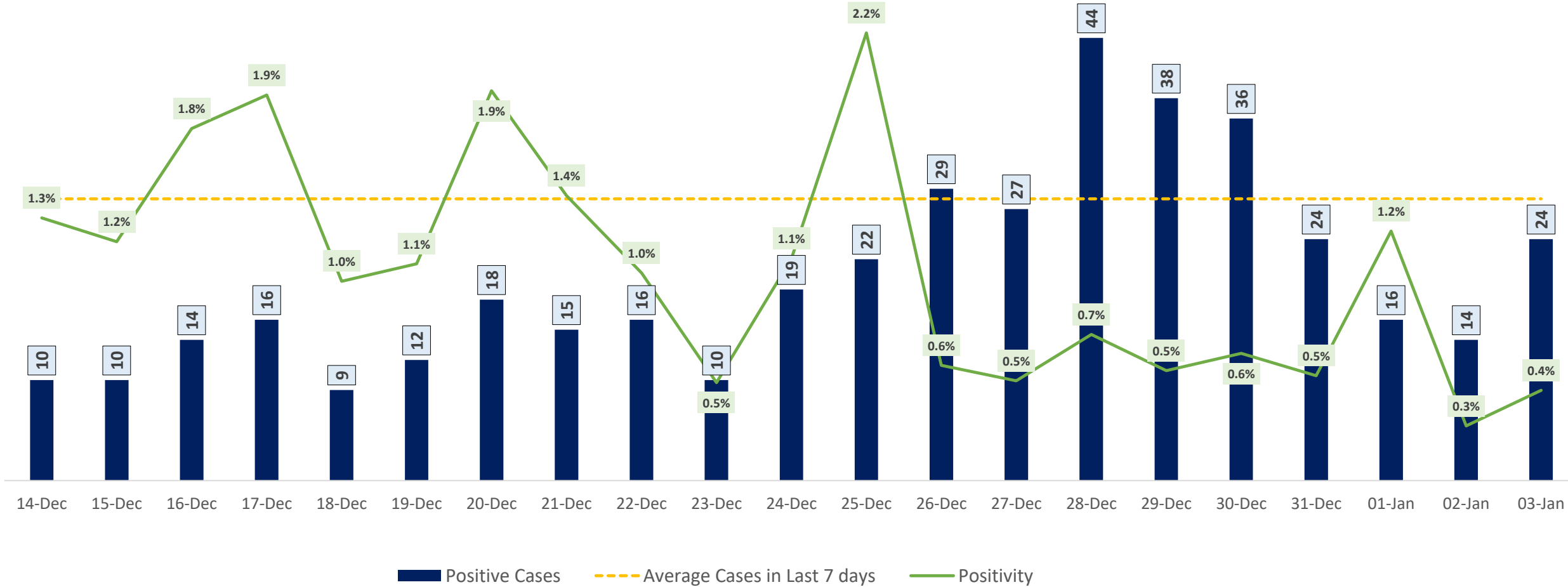




# POSITIVITY RATE OF BENGALURU – LAST 21 DAYS



Average Cases in Last 7 days : 28

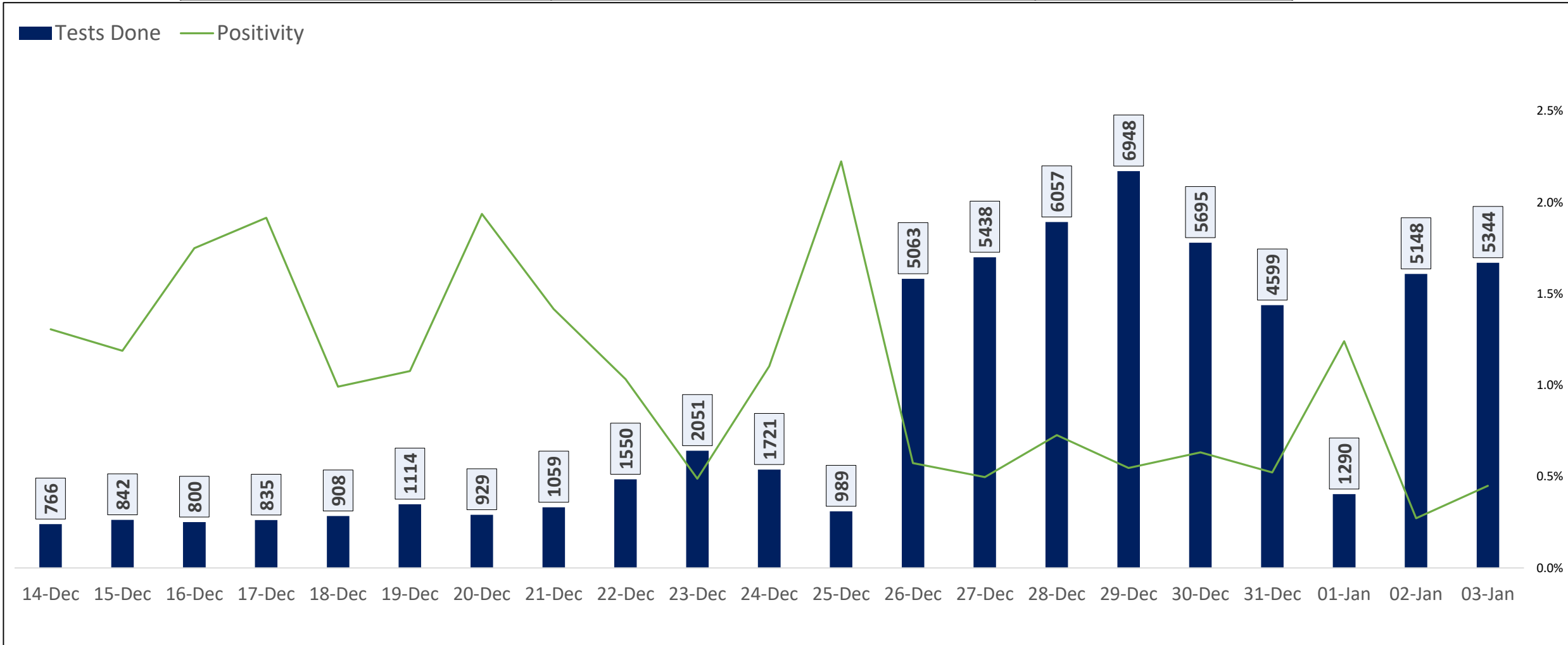




# TESTING TRENDS IN BENGALURU



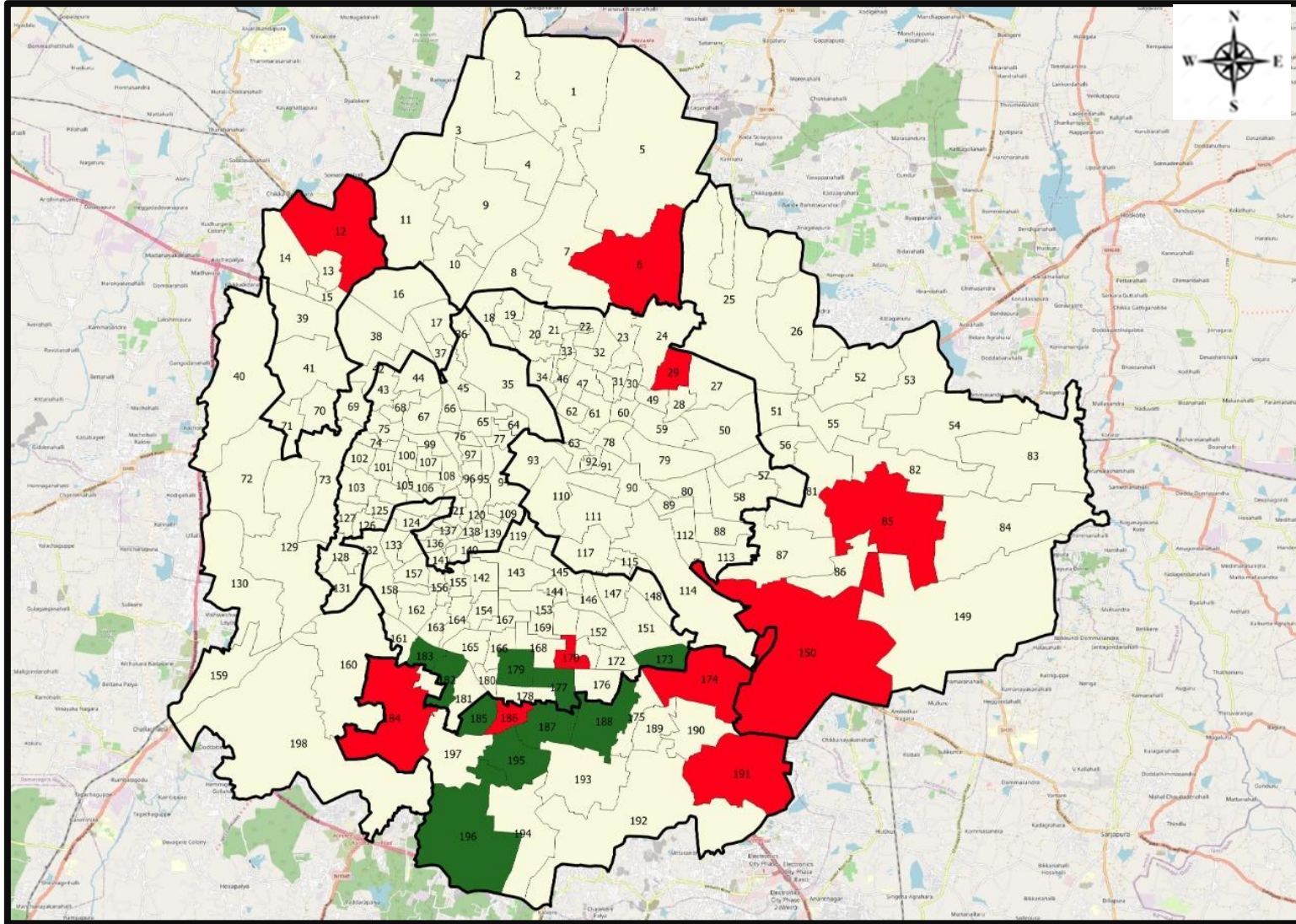
Total Test Conducted Till Date	Test Conducted Last 24 hours	Last 7 Days Average
3,20,55,427	5,344	5,012







# BENGALURU URBAN MAP SHOWING TREND OF POSITIVE CASES IN LAST 7 DAYS



### Top 10 wards reporting highest number of positive cases in last 10 days

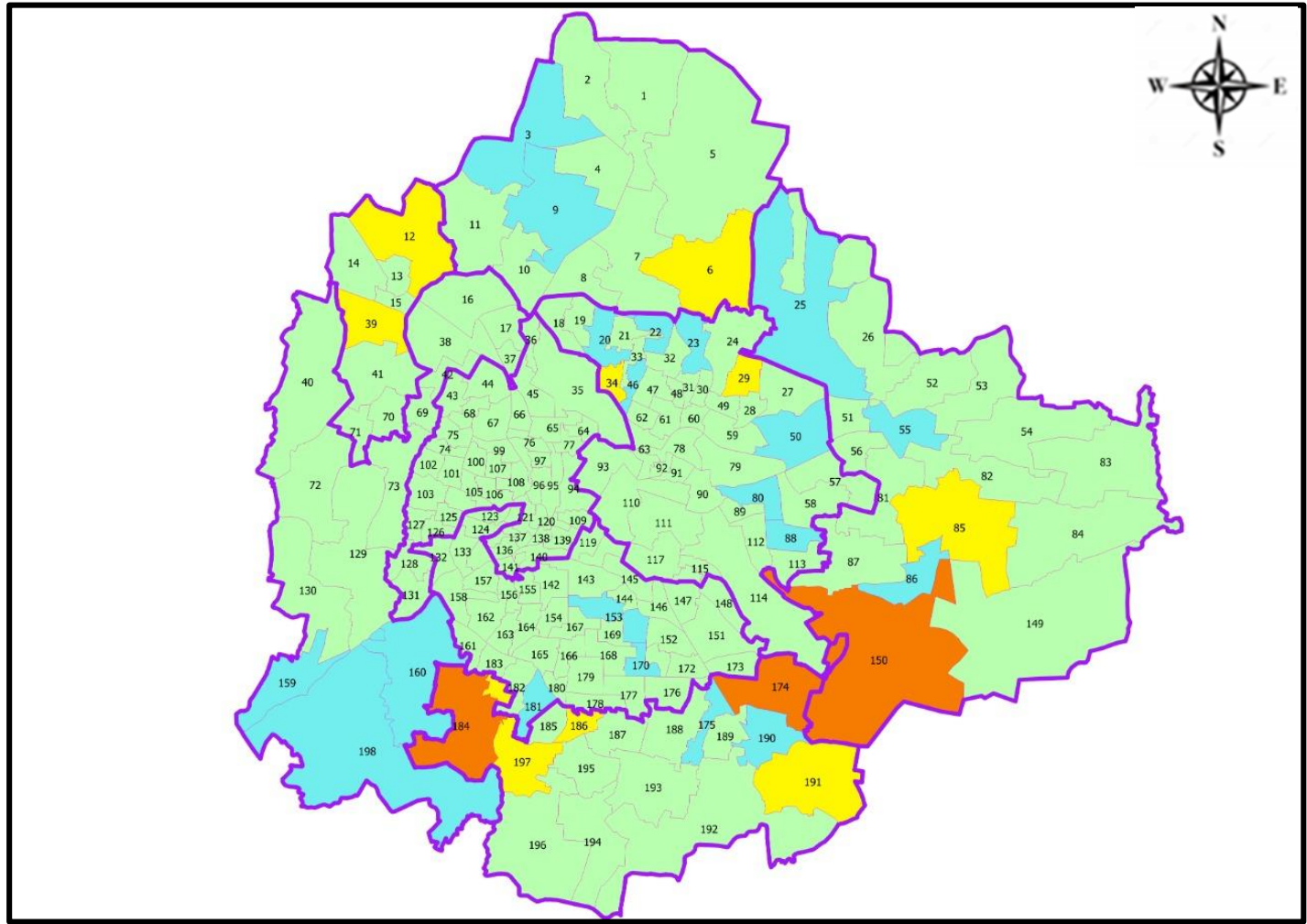
Ward No.	Ward Name	Daily Cases Average
174	HSR Layout	2
150	Bellanduru	2
184	Uttarahalli	1
12	Shettihalli	1
85	Dodda Nekkundi	1
170	Jayanagar East	1
186	Jaraganahalli	1
191	Singasandra	1
6	Thanisandra	1
29	Kacharkanahalli	1







### Top 10 wards reporting least number of positive cases in last 7 days

Ward No.	Ward Name	Daily Cases Average
196	Anjanapura	0
195	Konanakunte	0
188	Bilekhali	0
187	Puttenahalli	0
185	Yelchenahalli	0
183	Chikkalsandra	0
182	Padmanabha Nagar	0
179	Shakambari Nagar	0
177	J P Nagar	0
173	Jakkasandra	0



# BENGALURU MAP SHOWING INTENSITY OF POSITIVE CASES IN LAST 7 DAYS



-  Level 1 : 0 to 1 Cases
-  Level 2 : 1 to 3 Cases
-  Level 3 : 3 to 5 Cases
-  Level 4 : 5 to 10 Cases
-  Level 5 : More than 10 Cases
-  Zone Boundaries

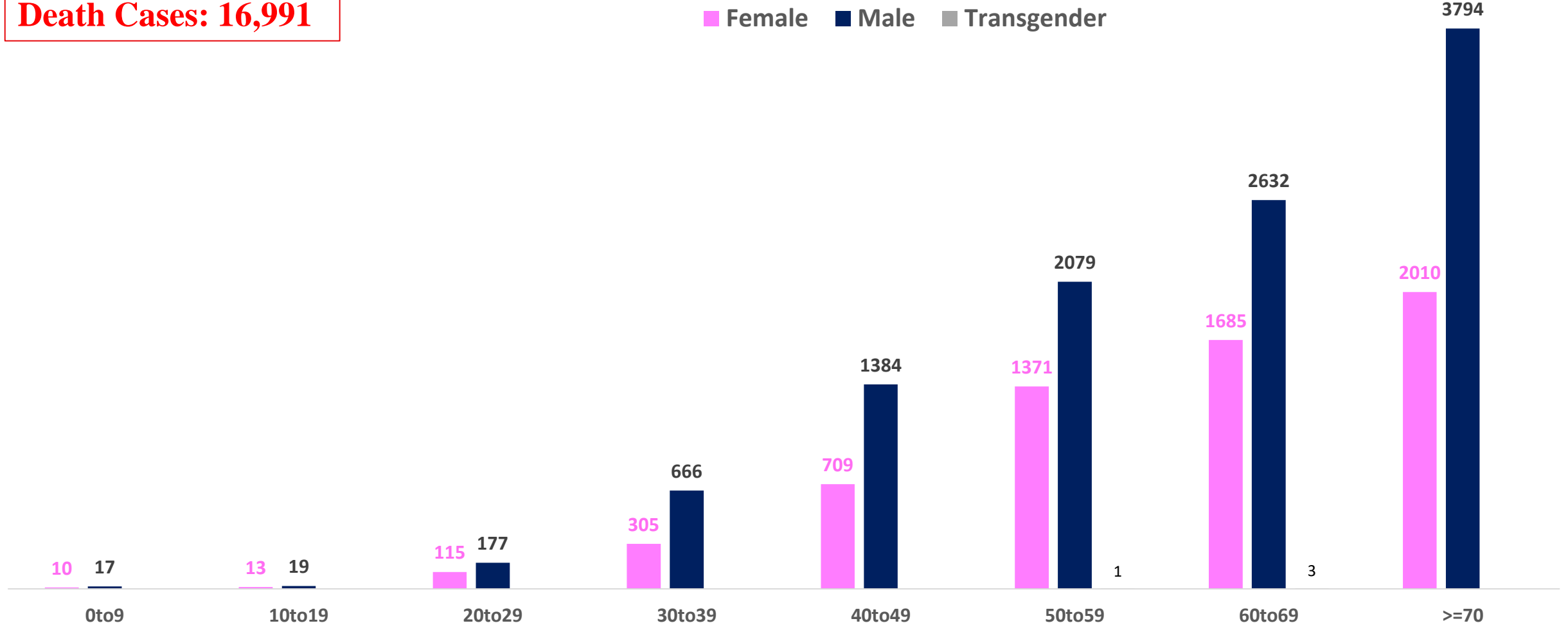




# AGE AND GENDER WISE DISTRIBUTION OF DEATH CASES



**Death Cases: 16,991**





# COVID-19 SCENARIO IN BENGALURU AND OTHER METROPOLITIAN CITIES



CITY NAME	Positive Cases	Active Cases	Recovered	Deceased	Vaccine Doses Administered
New Delhi	20,07,244	34	19,80,689	26,521	3,73,17,328
Bengaluru*	18,76,864	266	18,59,607	16,991	2,37,78,980
Mumbai	11,54,210	29	11,34,435	19,746	2,21,34,555
Chennai	7,93,203	24	7,84,108	9,071	1,13,96,462

Source : <https://dashboard.cowin.gov.in/> at 5:00pm (04.01.2023)  
Source : <https://www.covid19bharat.org/> at 5:00pm (04.01.2023)

\*includes BBMP & Bengaluru Urban



# SNAPSHOT OF COVID-19 CASES IN BENGALURU URBAN



**Total Wards With  
0 Cases\* :  
105**

**Tests Conducted  
on 03.01.2023:  
5,344**

**Recovery  
Rate\*:  
99.08%**

**Total  
Active Cases :  
266**

**Total Vaccinated  
on 03.01.2023:  
1,905**

**Positivity  
Rate\* :  
0.56%**

**Active  
Rate\*:  
0.01%**

**Case  
Fatality Rate\* :  
0.00%**





\*Total positive cases In the past 7 days

\*CFR and positivity is for Past 7 days



ಬೃಹತ್ ಬೆಂಗಳೂರು ಮಹಾನಗರ ಪಾಲಿಕೆ  
Bruhat Bengaluru Mahanagara Palike



<b>Download BBMP Bulletin</b>	<a href="https://apps.bbmpgov.in/covid19/mediabulletin.php">https://apps.bbmpgov.in/covid19/mediabulletin.php</a>
<b>To register for vaccination :</b>	<a href="https://selfregistration.cowin.gov.in/">https://selfregistration.cowin.gov.in/</a>
<b>BBMP COVID19 Dashboard:</b>	<a href="https://apps.bbmpgov.in/covid19/">https://apps.bbmpgov.in/covid19/</a>
<b>Follow us on:</b>	 <a href="http://www.facebook.com/bbmp.comm1/">www.facebook.com/bbmp.comm1/</a>
	 <a href="https://twitter.com/BBMPCOMM">twitter.com/BBMPCOMM</a>
	  <a href="https://www.instagram.com/BBMPSplHealth">BBMPSplHealth</a>

Issued by:

Honorable Chief Commissioner, BBMP  
Special Commissioner Health & IT, BBMP  
MD, Bengaluru Smart City Limited

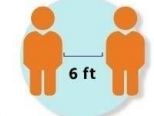
**THANK YOU !**

ಬೃಹತ್ ಬೆಂಗಳೂರು ಮಹಾನಗರ ಪಾಲಿಕೆ  
Bruhat Bengaluru Mahanagara Palike

**Stay Safe from COVID-19 Virus**

 **Wear Mask**

**Wash Hands Regularly** 

 **Maintain Social Distance**

**Get Vaccinated** 

For more information around COVID-19 call the BBMP helpline number 1533

